

# State of The Schools

## Ballston Spa Central School District

September 1, 2016

Joseph P. Dragone, Ph.D.  
Superintendent of Schools

## Mission:

- The Ballston Spa Central School District is committed to providing an excellent education that maximizes the potential of each student. In partnership with family and community, our students will become responsible and well-rounded adults.

“Educating Everyone Takes Everyone”

## Delivering on our Mission:

- Deliver Superior Performance:
  - Defined by results and efficiency in delivering on the mission.
- Have a Distinctive Impact on Student Achievement:
  - We make a unique and unparalleled contribution to our students, families and the community.
- Creating Lasting Endurance:
  - We can deliver exceptional results over time and have foundations for the long term.

# Supporting Our Value Proposition and Delivering on Our Mission

## Sustaining Educational Excellence: Our Commitment to Student Success

- ✓ 94% of the graduating Class of 2016 received a Regents or an Advanced Regents Diploma
- ✓ 2016 Newsweek Top 500 High Schools in the Country
- ✓ 2016 Washington Post America's Most Challenging High Schools
- ✓ Scholar-Athlete Team School of Distinction Award
- ✓ District of Distinction Award from *District Administration*

## Sustaining Educational Excellence: Our Commitment to Student Success

- ✓ 21<sup>st</sup> Century Learning Exemplar Award from the Partnership for 21<sup>st</sup> Century learning
- ✓ Titanium School District Safety Award
- ✓ KidWind Competition National Finalists
- ✓ Odyssey of the Mind National Finalists
- ✓ Awarded 3000+ college credits via higher education partners

## Sustaining Educational Excellence: Our Commitment to Student Success

- ✓ Offered 361 Professional Development opportunities with over 5300 registrations
- ✓ 14 of 100 Semifinalists out of 2000+ entries and 4 of 25 finalists in the Regional Invention Convention
- ✓ One of the top FIRST Robotics Teams in the world
- ✓ \$300,000 CDOS Pathways Grant
- ✓ Regionally acclaimed MS and HS performing and Fine Arts

## In Partnership with Family and Community...

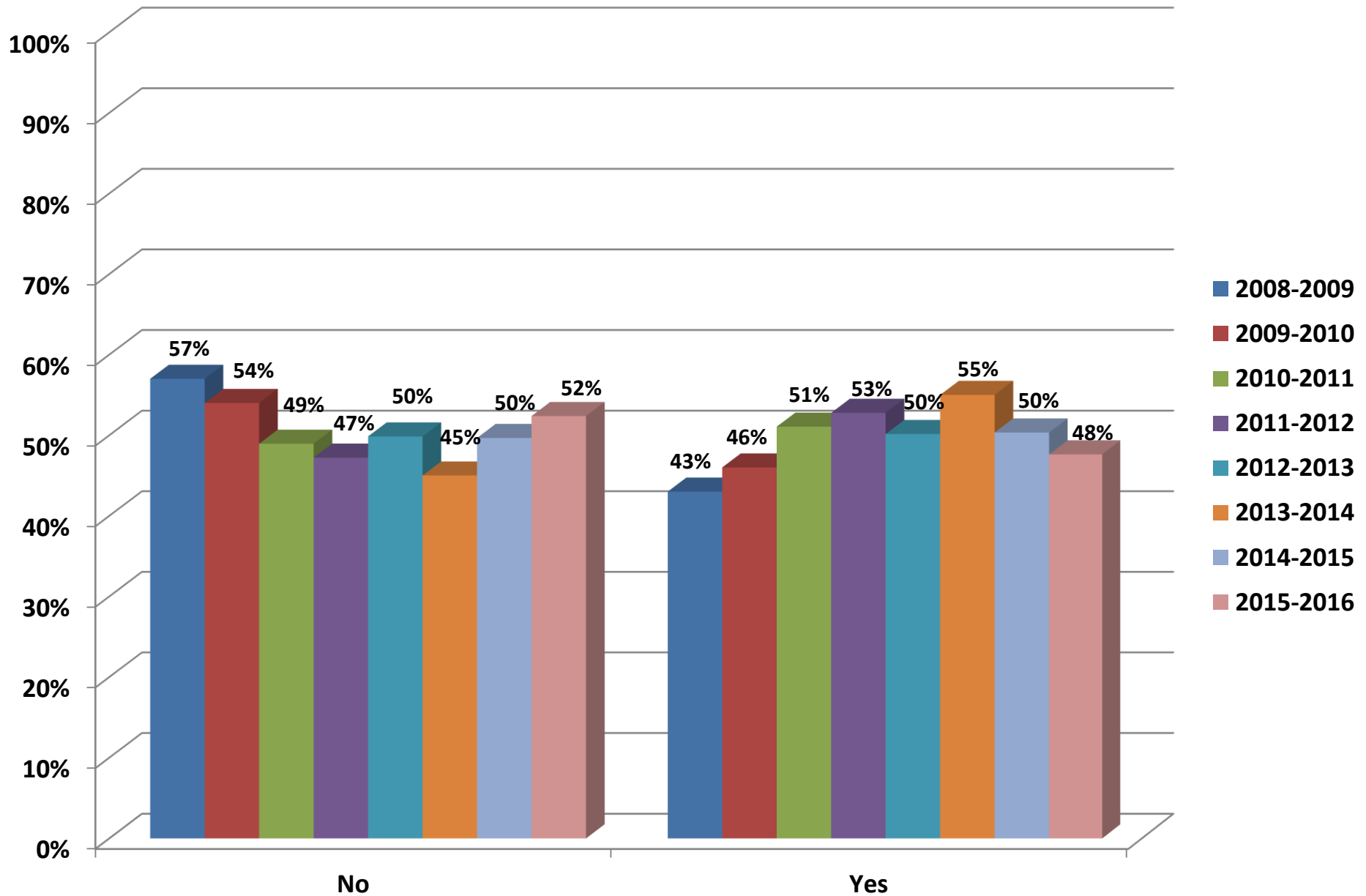
- ✓ 2016 Gold Star No Place for Hate Award from the Anti-Defamation League for Malta Ave. and the Middle School.
- ✓ Milton Terrace and Malta Avenue Elementary Schools National PTA Schools of Excellence
- ✓ First Place Education Award at the Saratoga County Fair
- ✓ Our Service Learning programs have raised over \$73,000 for community based programs.



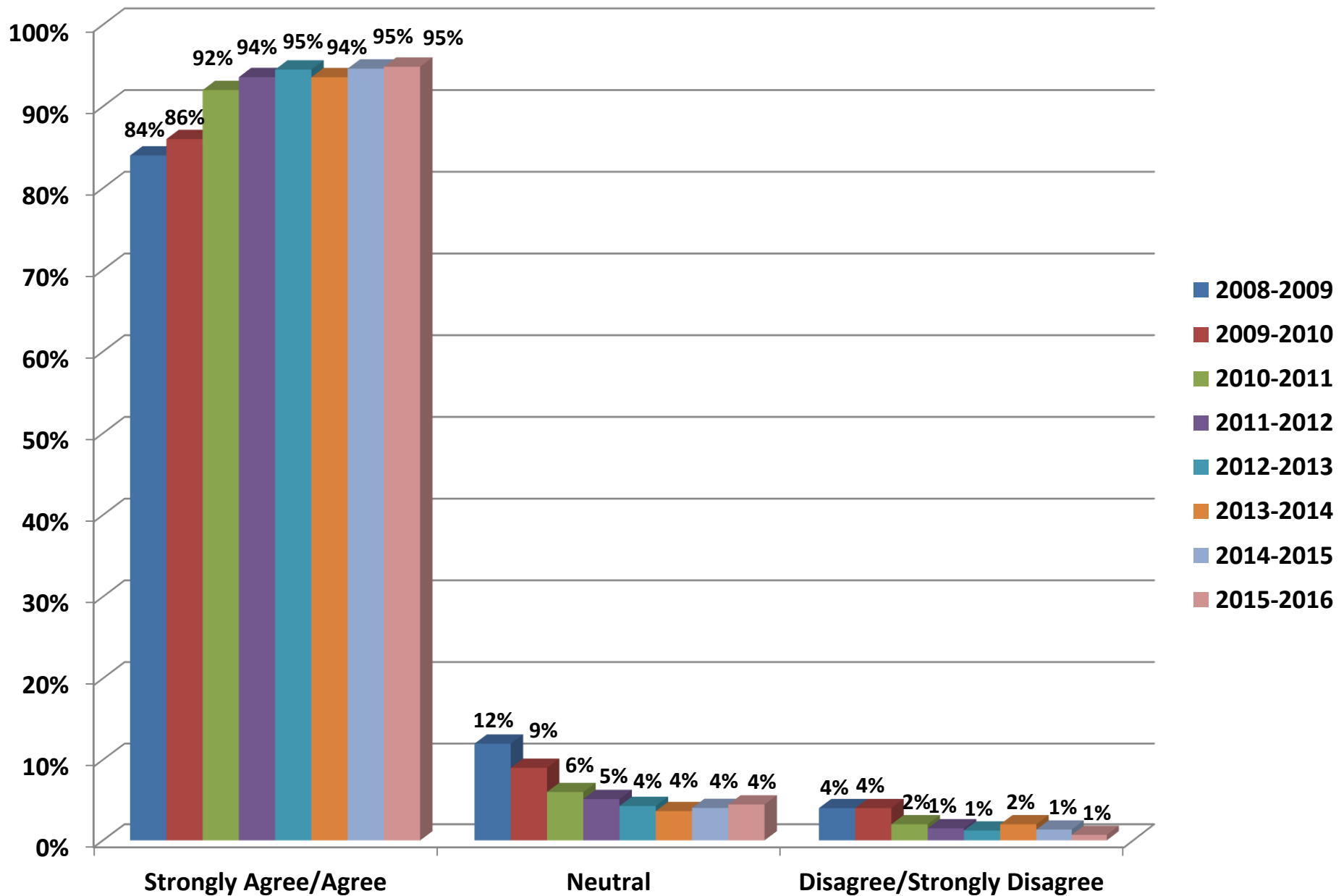
## Sustaining Educational Excellence: Our Commitment to Student Success

- ✓ Top athletic achievements since joining the suburban council
- ✓ The strongest partners in business, industry and higher education

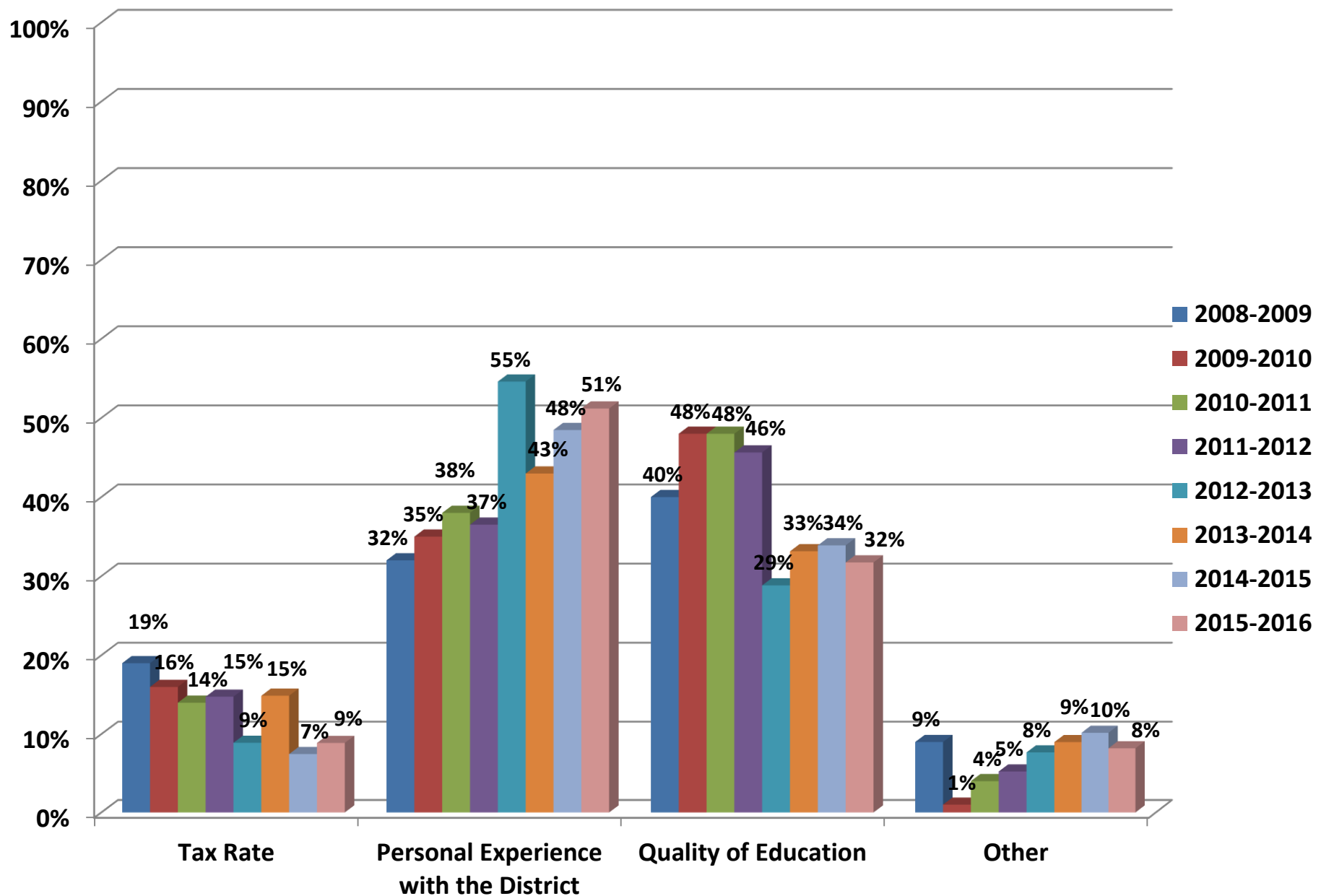
# Do You Have School Age Children?



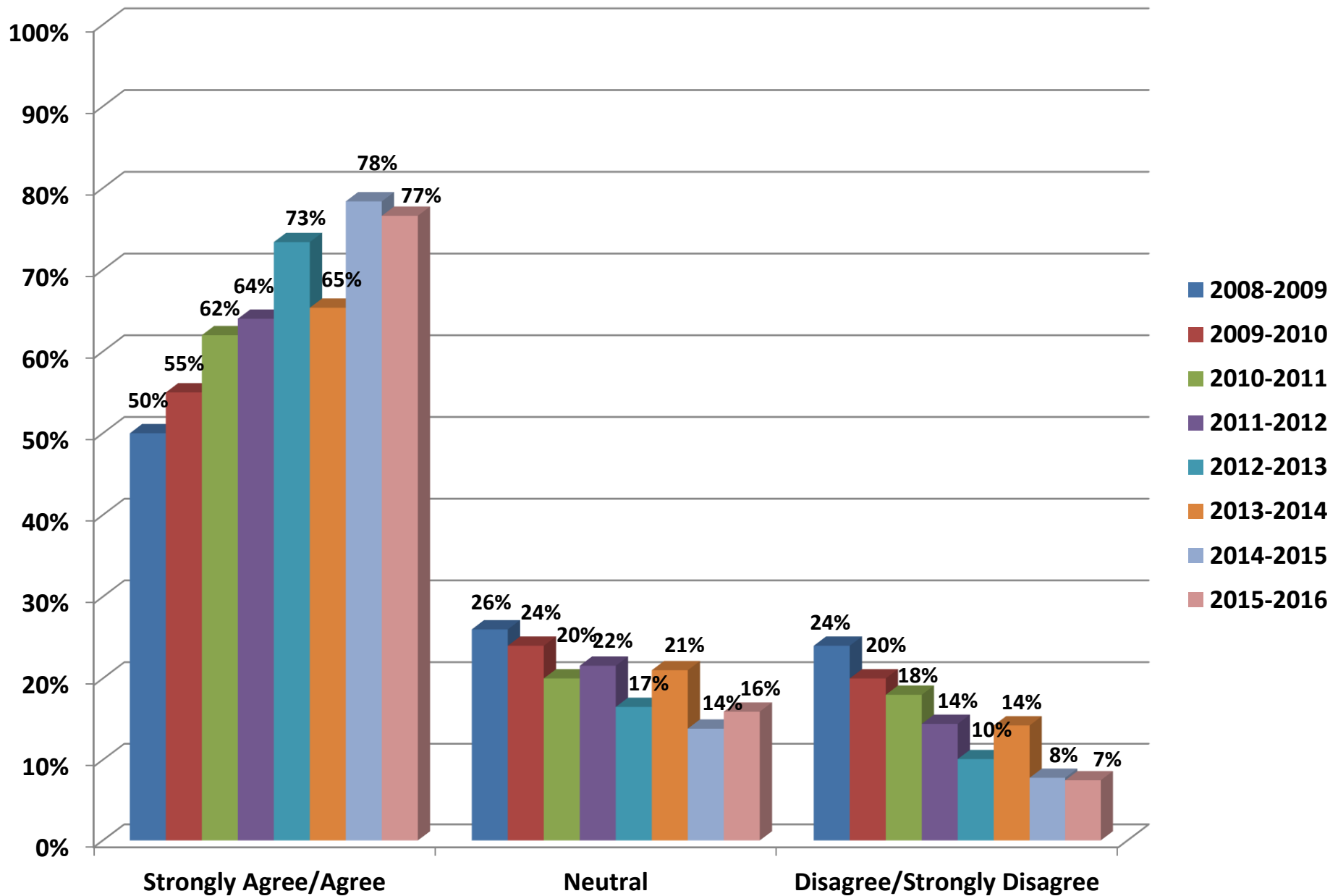
# Students in Ballston Spa Get A Quality Education:



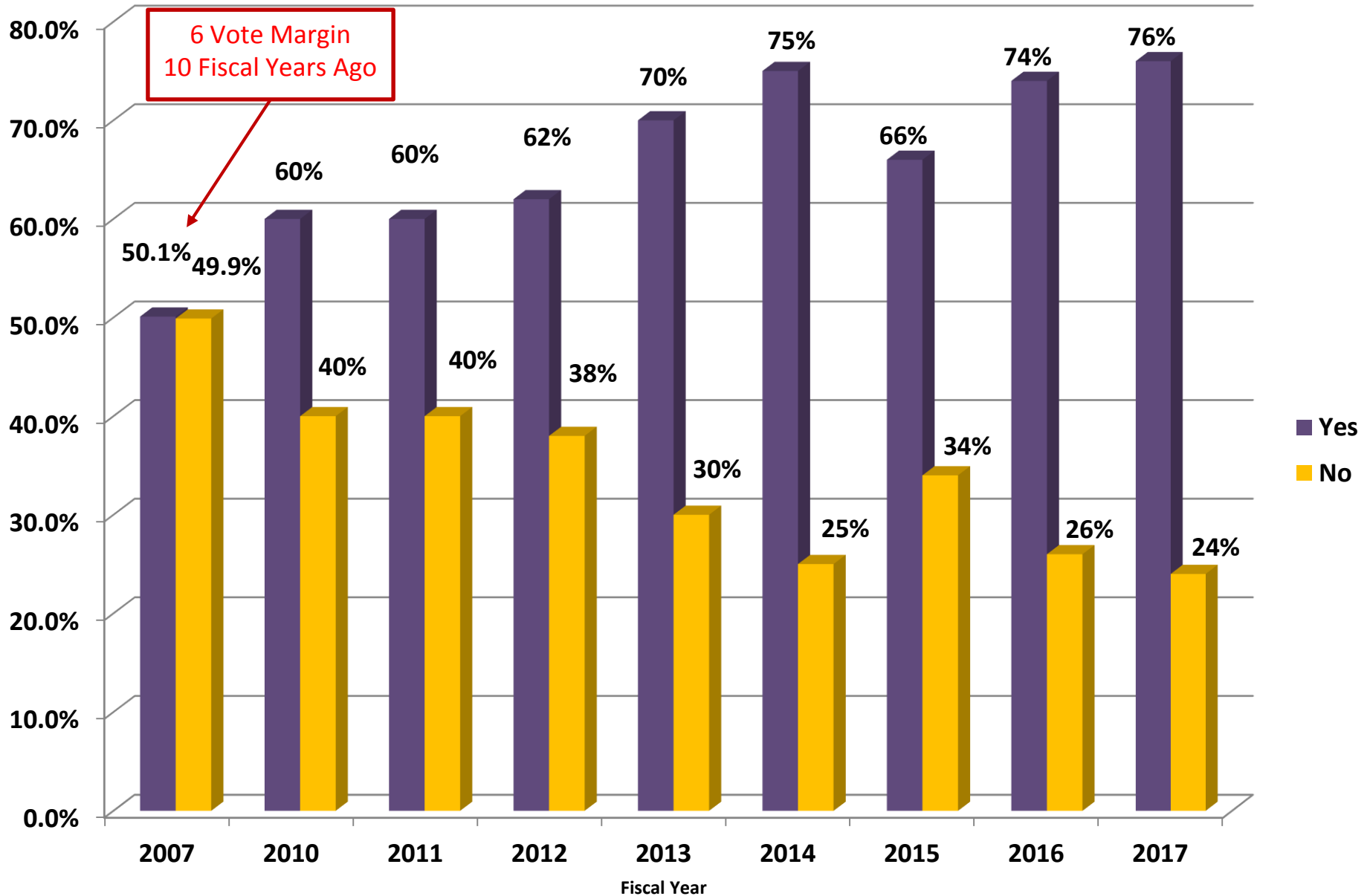
# Which Of The Following Influenced Your Vote?



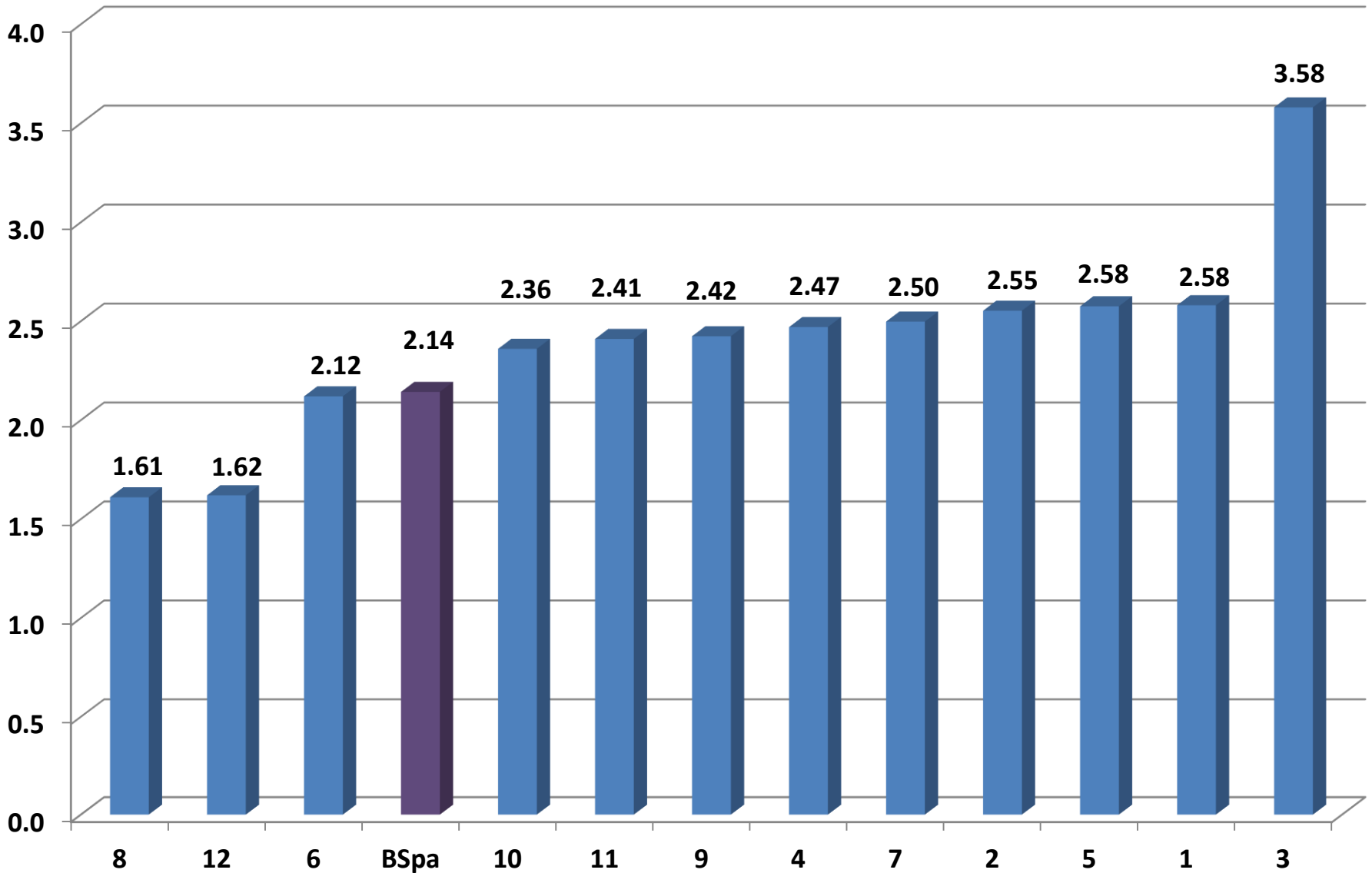
# School Taxes in Ballston Spa Are Reasonable:



# Budget Vote Results

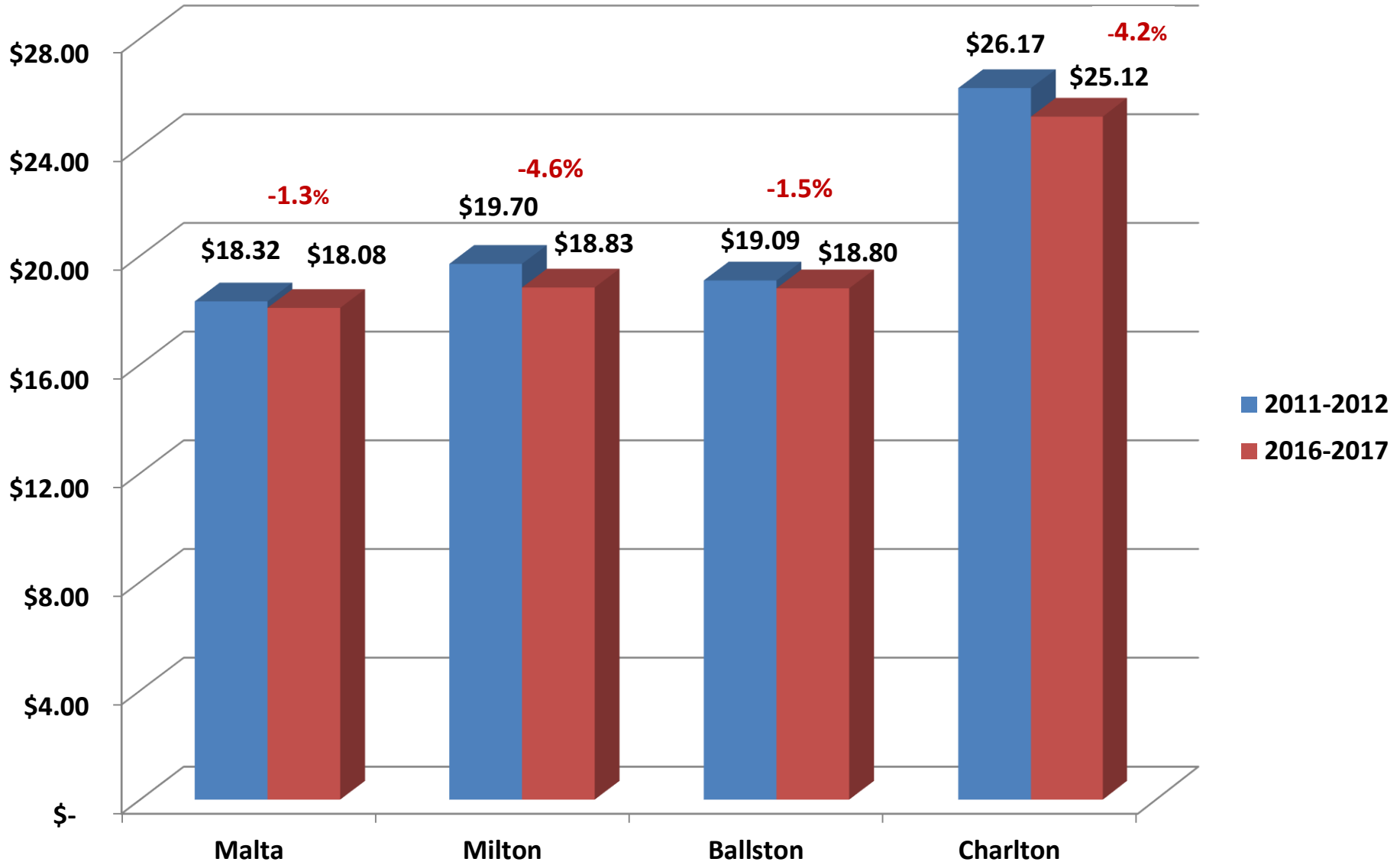


# Suburban Council 8-Year Average Tax Levy Increase (%) 2009-2010 to 2016-2017



# Tax Rates Per \$1000 Assessed Value

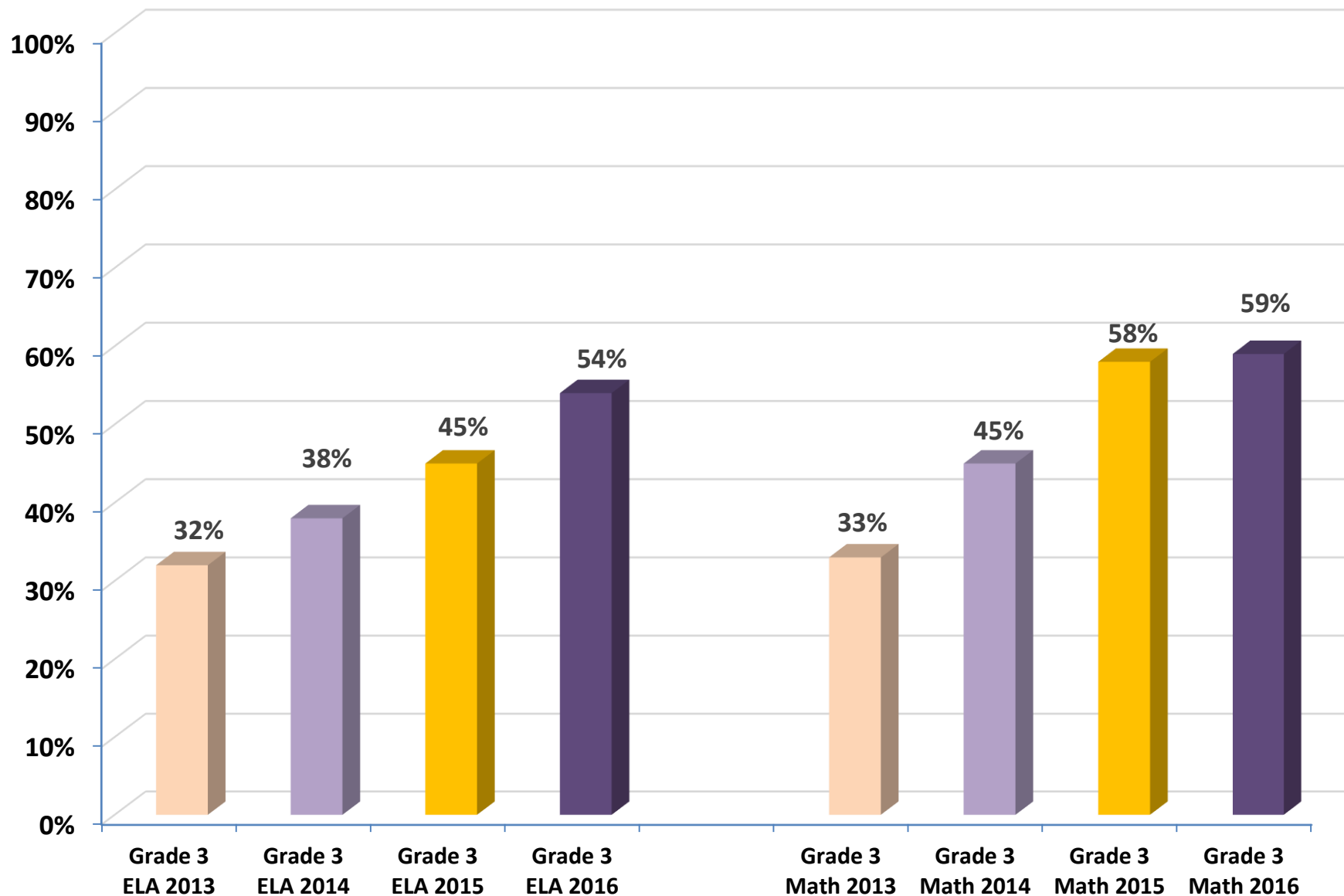
## 6-Year Historical



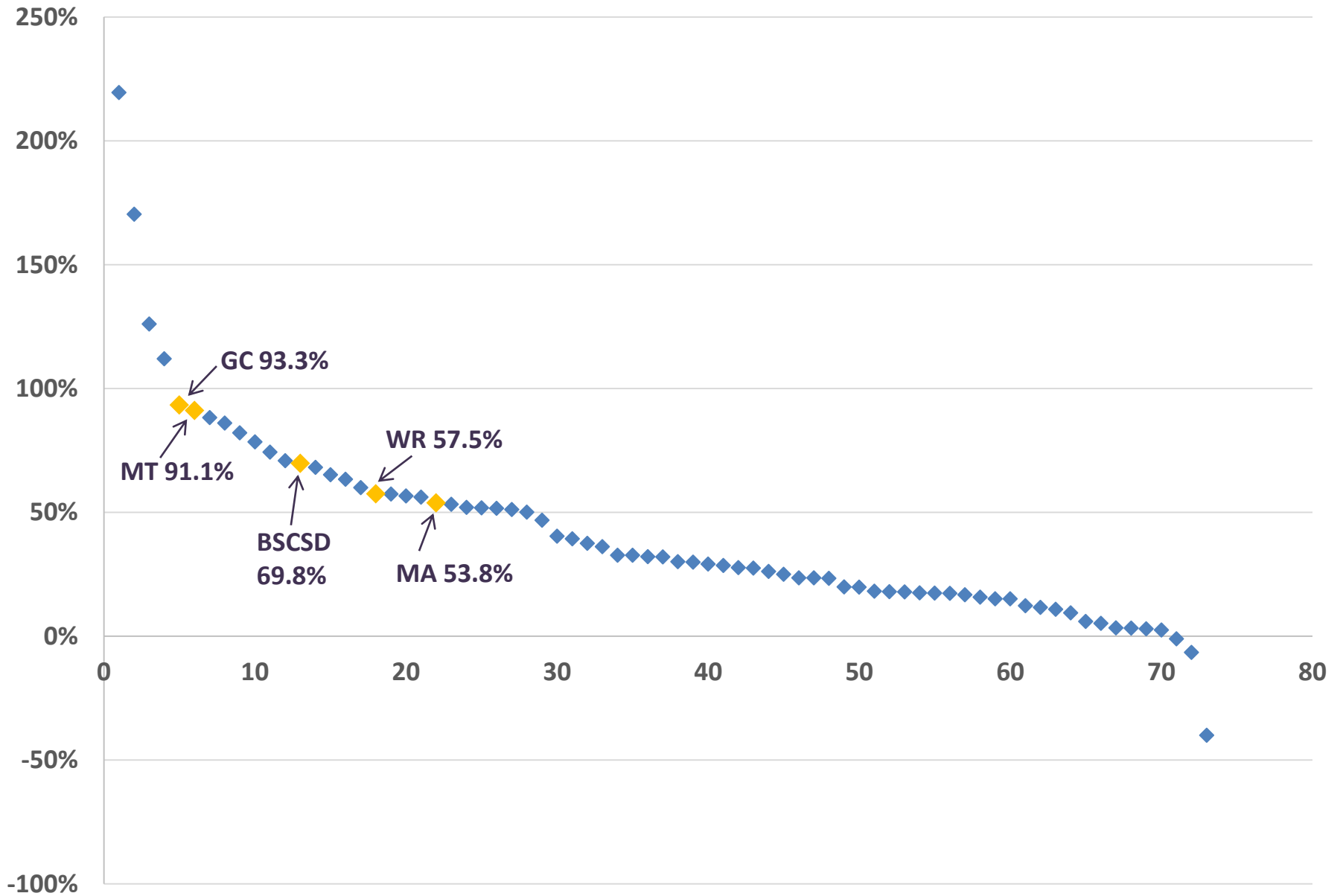


# Academic Benchmarks and Accountability

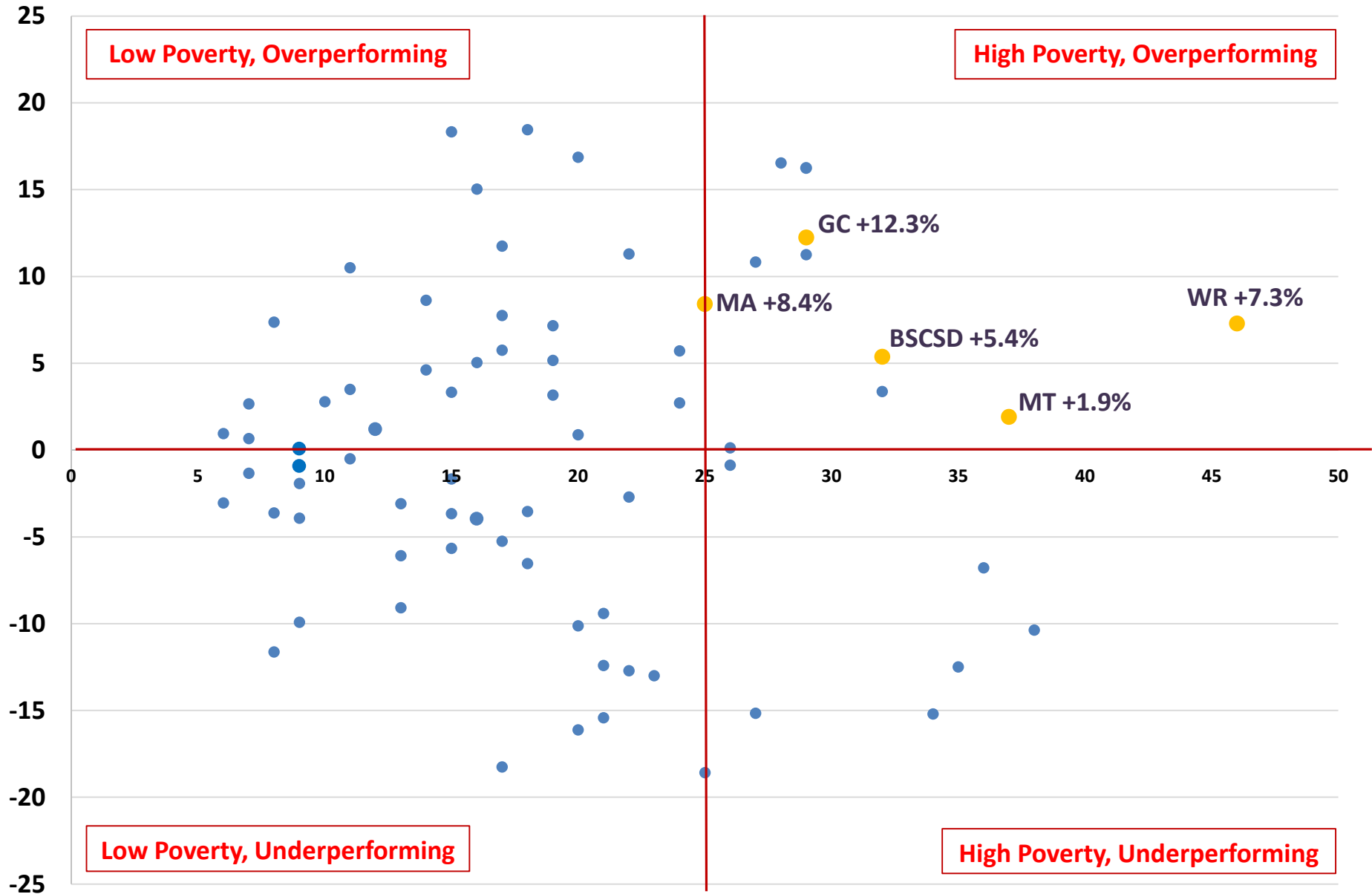
# Grade 3 Incoming Cohorts Proficiency Rates: 2013-2016



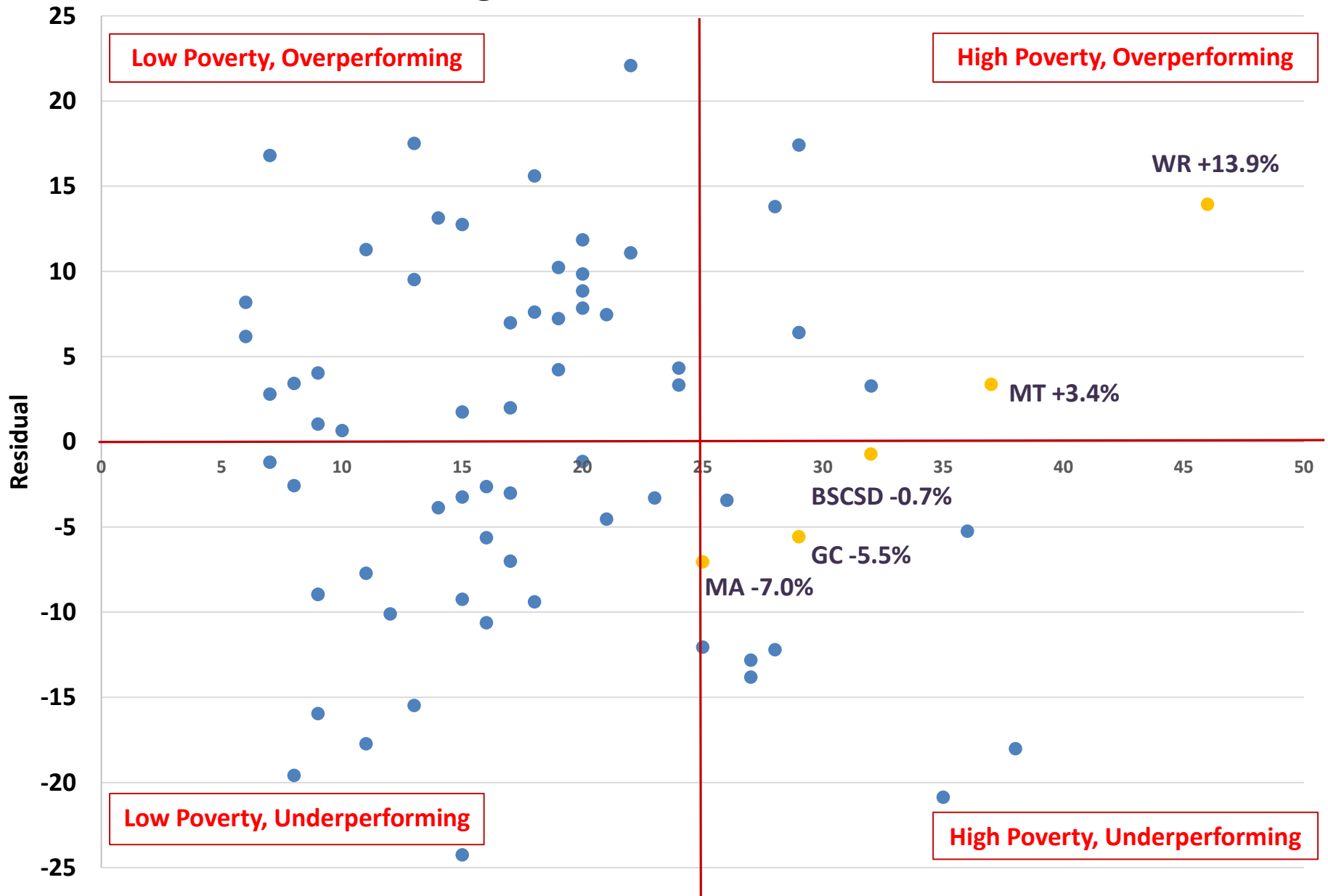
# ELA 3: % Growth 2013-2016



# 2016 3rd Grade ELA: Actual vs. Predicted Achievement controlling for Free and Reduced Lunch



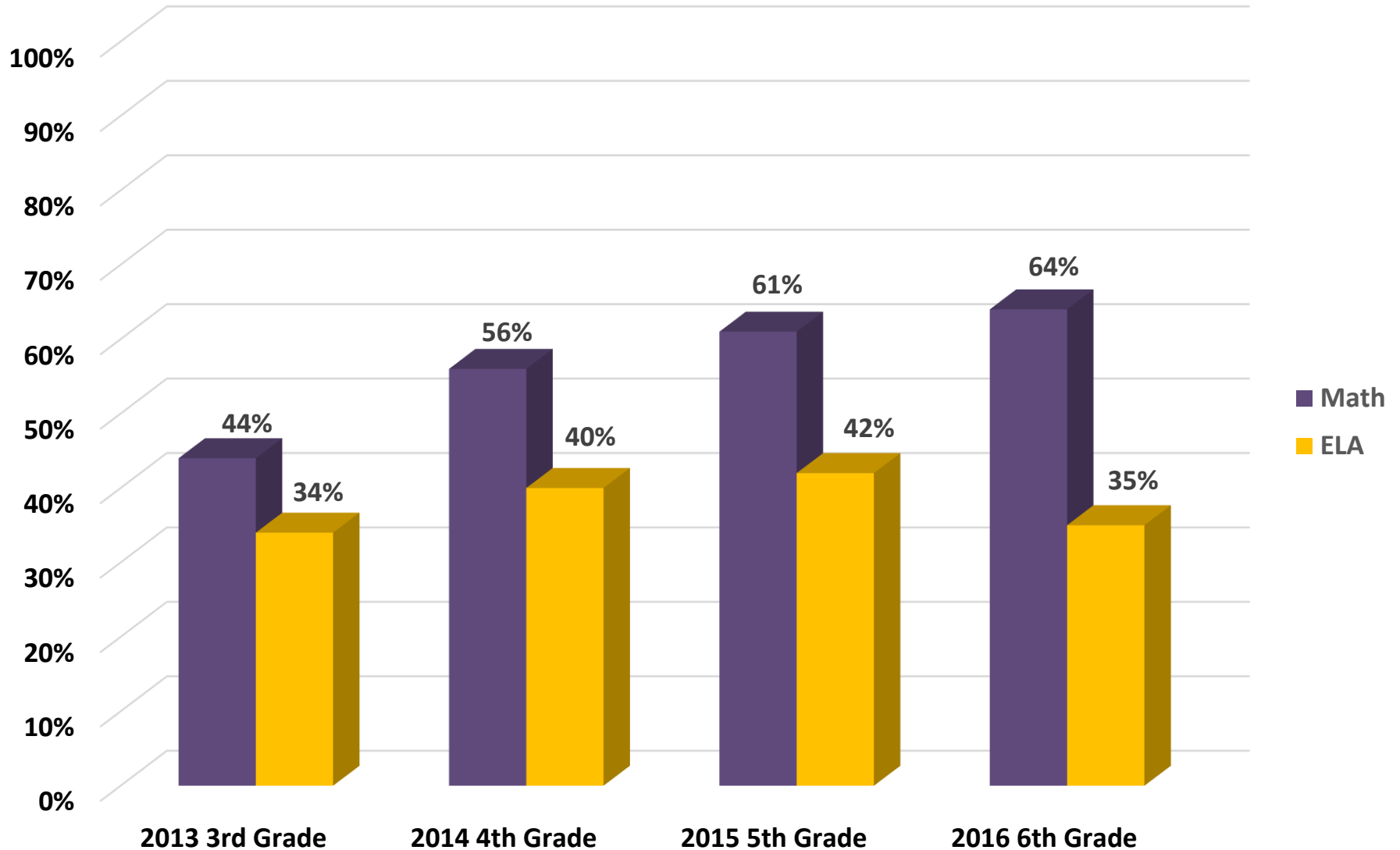
# 2016 5th Grade Math: Actual vs. Predicted Achievement Controlling for Free and Reduced Lunch



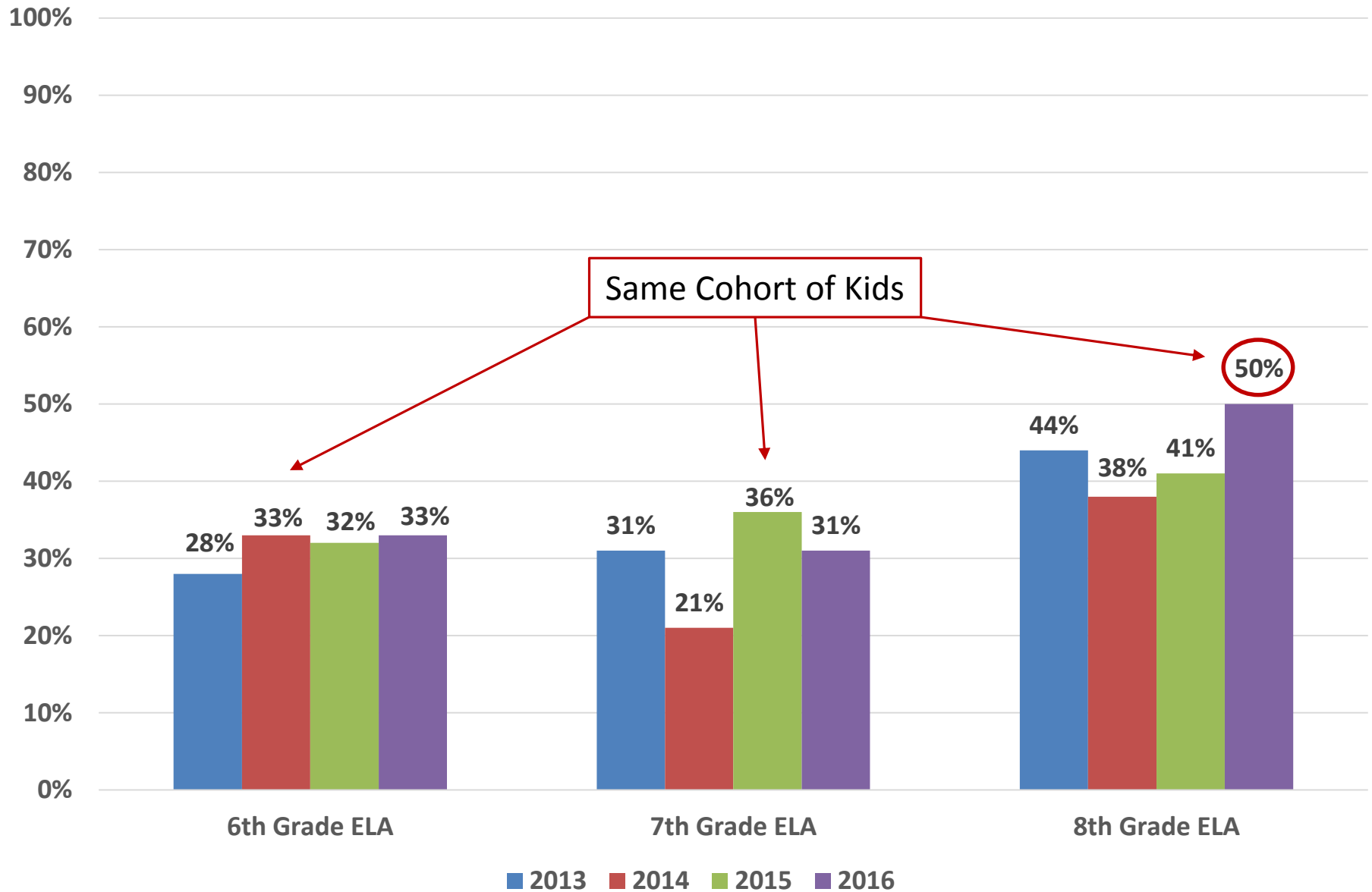
## Algebra Regents or Math 8 and Math 5 Matched Pairs:

- 55% were Proficient in 2012-2013
- 91% scored 74%+ Algebra or Level 3 or 4 Math 8
- 12% shot if not proficient in 5<sup>th</sup> Grade

## 2016 6th Graders (Class of 2022): 4-Year Enrollment Matched Pairs Math and ELA



## 6th - 8th Grade ELA: 2013-2016





## ELA Regents and ELA 8 Matched Pairs:

- 48% were Proficient in 2012-2013
- 97% Scored 79%+ in June 2016
- 50/50 shot if not proficient in 8<sup>th</sup> grade

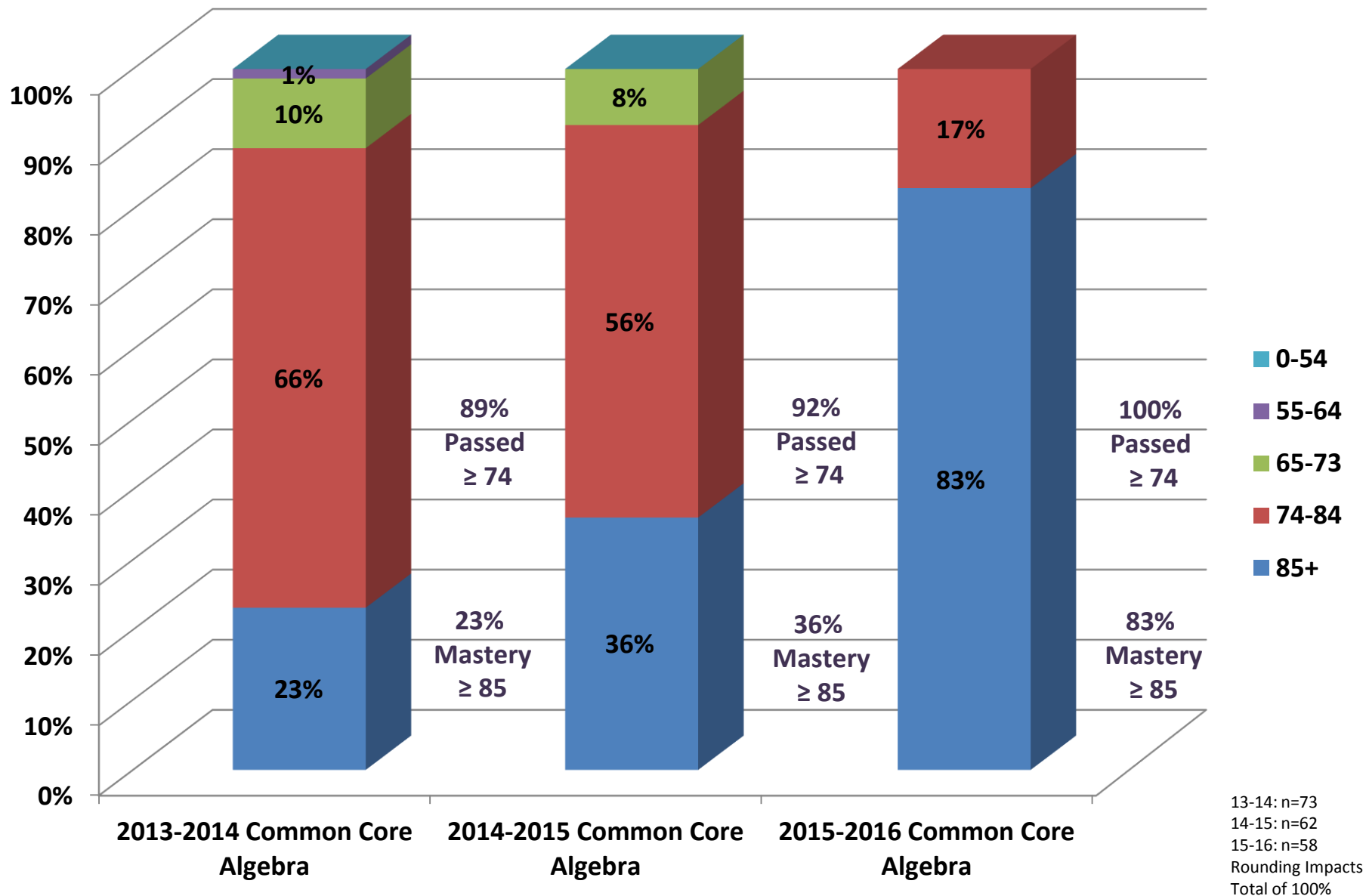
## High School 2012 Total Cohort:\*

<b>2012 Total Cohort:</b>	<b>322</b>	
<b>Graduated in 4 Years:</b>	<b>289</b>	<b>90%!!!!</b>
<b>Still Enrolled:</b>	<b>8</b>	<b>3%</b>
<b>Transfer GED:</b>	<b>3</b>	<b>1%</b>
<b>IEP Diploma:</b>	<b>5</b>	<b>2%</b>
<b>Dropout:</b>	<b>5</b>	<b>1%</b>
<b>Left:</b>	<b>12</b>	<b>4%</b>

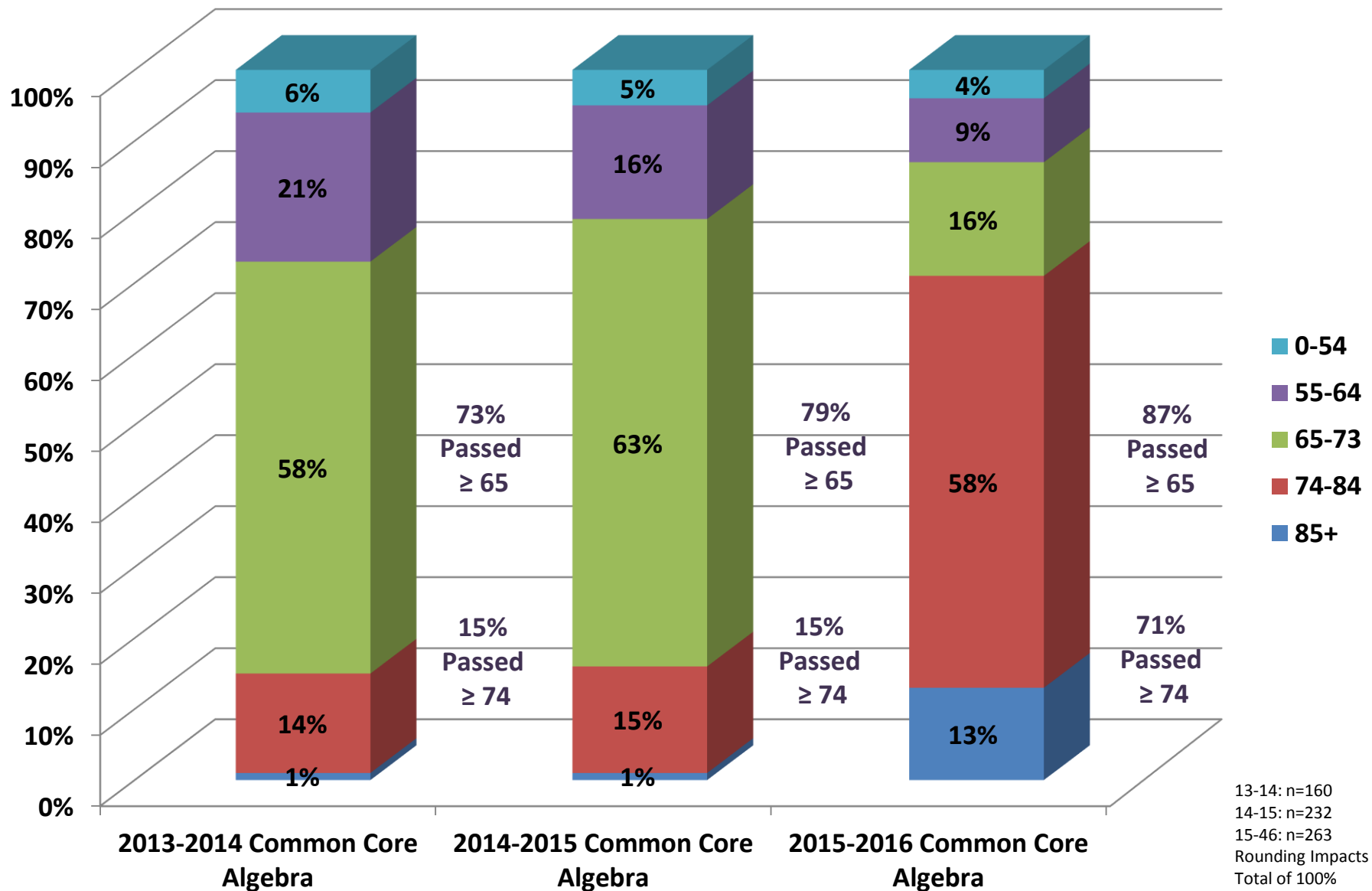
## Post Secondary Plans:\*

- 4- Year College: 59%
- 2-Year College: 26%
- Employment: 8%
- Military: 2%
- Adult Services: 2%
- Other Post Secondary: 1%
- Other Plan/Plan Unknown: 2%

# 8th Grade Algebra Students: 2013-2014 to 2015-2016



# 9th Grade Algebra Students: 2013-2014 to 2015-2016



## Barriers to Education: Free and Reduced Lunch

	<b>2009</b>	<b>2016</b>	<b>Increase</b>
Wood Road	26%	46%	+20%
Milton Terrace	28%	37%	+9%
Middle School	20%	35%	+15%
BSCSD	19%	32%	+13%
Gordon Creek	24%	29%	+5%
Malta Ave.	19%	25%	+6%
High School	15%	23%	+8%

## Barriers to Education

- Health Services:
  - We served 113 students at both Mental Health clinics (we have 10 on the wait list)
    - 62% Improved Attendance; 57% Improved academics
    - 41 cases refereed for psychiatric services
    - Prevented 3 hospitalizations
  - We had 54,000 visits to our Health Offices, up 20% from last year
    - 12,000 visits for meds

## Barriers to Education

- Families in Transition:
  - We served 191 students (+7%) that were homeless, at-risk of becoming homeless or in a shelter or temporary housing.
  - 18 students had Homeless Unaccompanied Youth Status



# Transportation, Operations and Maintenance

## Transportation:

- Fleet of 83 buses logged 900,000+ miles on 131 regular routes
- 41 Drivers earned safety awards
- Processed 694 daycare forms and address changes
- 98.9% DOT Inspection passing rate
  - One of the highest in the State
  - Up 1% from last year
- Exterior security upgrade for the entire fleet

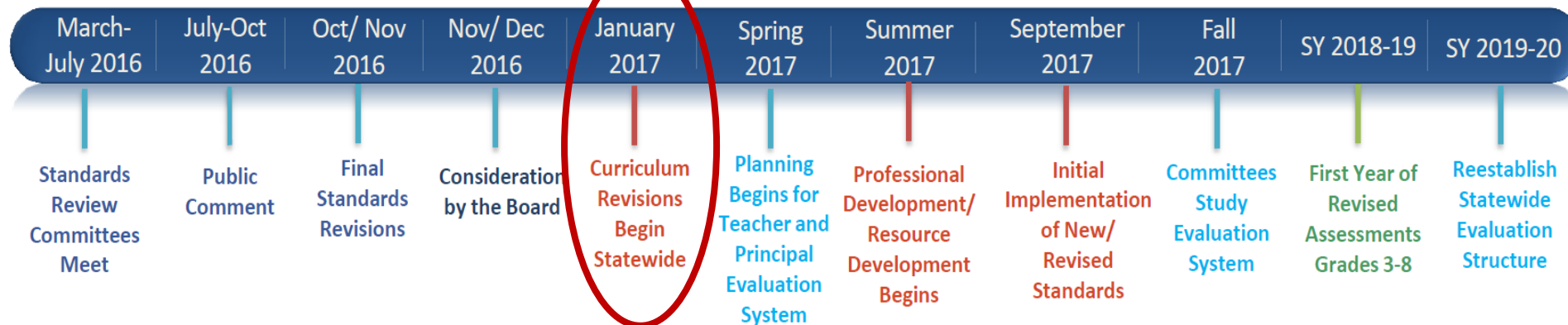
## Facilities:

- Everyday we maintain the equivalent of approximately 420 average size homes that sit on a half acre lot.
- Replaced 1500+ florescent bulbs and applied 150 gallons of paint
- Last year we spread 171 tons of salt and applied 1200 gallons of floor wax.
- Applied 1440 gallons of field marking product across all the athletic fields
- 6837 events scheduled across our facilities in 2015-2016

# Looking Ahead: Economics and Politics

2016

2019



## ELA and Mathematics Standards, Curriculum, and Assessment Implementation

Phase 1-4 (Standards Review and Revision)

Phase 5-6 (Curriculum Development /Resources/PD)

Phase 7  
(New Tests)

## Institutional Evaluation

New Federal Accountability System Developed will reflect the work of the Transition of Standards and Assessments\*

New Tests\*

\*2019-2020 will be baseline year for student assessments. To the extent consistent with Federal and State law, SED will seek to mitigate the use of state assessments for making high stakes institutional accountability determinations during the transition period to the new state assessments.

## Teacher and Principal Evaluation

No consequences for teachers and principals related to 3-8 ELA and mathematics state assessments and no growth score on Regents exams until the start of the 2019-2020 school year

Implement Evaluation



New York State  
EDUCATION DEPARTMENT

Knowledge > Skill > Opportunity

Timeline current as of 4/15/2016

## Politics:

- This is not an election year, so advocacy will be difficult.
  - Next year (2017), Governor, Comptroller, Attorney General etc. are up for election.
- Unanswered policy questions about standards, assessments and teacher evals – ESSA Reauthorization
  - APPR has changed 13 times since the law passed in 2010 (7 times amended by the Legislature; 6 times by SED)

## Economics:

- With GEA resolved, Foundation Aid must now be tackled
- Foundation Aid:
  - Last year we received \$39,758
- Under the current formula, we are owed about \$2.5 Million

## GLOBALFOUNDRIES Depreciation:

Fiscal Year	Assessment	Depreciation	% of Assess.
FY2017	\$631,339,236		
FY2018	\$596,254,820	(35,084,416)	-5.6%
FY2019	\$552,879,340	(43,375,480)	-7.3%
FY2020	\$509,503,860	(43,375,480)	-7.8%
FY2021	\$466,128,380	(43,375,480)	-8.5%
FY2022	\$422,752,900	(43,375,480)	-9.3%
FY2031	\$165,625,320	(497,843,001)	-75%



We have to Expect the Best from All of Us,  
All the Time, Period.

- **We will run our own race**
- **Everyone contributes to our collective success or failure**
- We will always strive to be a better organization and focus on delivering on our mission.
  - Are we the best we can be in all aspects of our work?

## What's the Most Important Thing You Teach Kids Everyday?

- To believe in themselves
- To make sure they know you care about them
- To love learning
- To gain independence
- That they are important
- To always try hard and do the best you can
- To be respectful and to be a good person

# State of The Schools

## Ballston Spa Central School District

September 1, 2016

Joseph P. Dragone, Ph.D.  
Superintendent of Schools